

**Missouri
Vinyl
Products**


6/12 Reversible

Decking by Westech

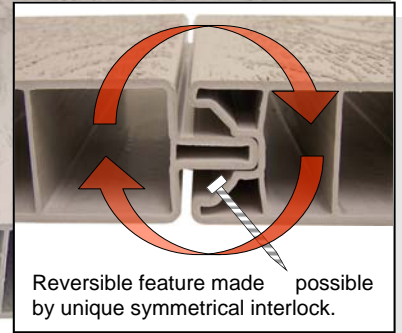


Woodgrain Texture on BOTH Sides!

6/12 Deck Planks	16'	20'	24'
White	12R16W	12R20W	12R24W
Almond	12R16A	12R20A	12R24A
Pebblestone	12R16P	12R20P	12R24P
Clay	12R16K	12R20K	12R24K




Choose the look you want! One decking does both!



Reversible feature made possible by unique symmetrical interlock.

Trims for 6/12 Reversible Decking




Trims	For 12" Presidio Decking ONLY	
	C Trim	H Trim
White	WCW	WHW
Almond	WCA	WHA
Pebblestone	WCP	WHP
Clay	WCK	WHK

All trims are 14' long.



For 12" decking figure 80 screws per 100 sq. ft.

Extra Long!
Makes screw installation easier!



Custom Driver Bit
Square Drive, 3" Long
Narrow Shaft

SWD

each

Great for securing trims to decking and framing.

WHITE
ALMOND
PEBBLESTONE
ADOBE



1-1/4" Trim Screws
Stainless Steel
Colors to match trims.

S101- White each

S101- Colors each

Clean, professional way to attach vinyl to vinyl.



WHITE
ALMOND
PEBBLESTONE
ADOBE

Pop Rivets

For 3/16" hole
Grip range 1/8" to 7/16"

R101-White each
R101 - Colors each

Convenient way to plug a hole when face screwing is necessary.



WHITE
ALMOND
PEBBLESTONE
ADOBE

Hole Plugs

Plugs 1" Hole

H101- White each
H101- Colors each

Plugs 5/8" Hole

H102- White each
H102- Colors each



Missouri Vinyl Products

GORILLA Decking


by Homeland

CODE APPROVED ESR 1657

6" Deck Planks	16'	20'	24'
White	H16W	H20W	H24W
Tan or Gray	H16A or G	H20A or G	H24A or G
Adobe	H16K	H20K	H24K
Mocha Walnut	H16M	H20M	H24M



Unique interlocking design channels water to edges of deck creating a virtual watertight installation.




Trims	For 6" Gorilla Decking ONLY			
	C Trim	H Trim	F Trim	Starter Trim
White	HCW	HHW	HFW	HSW
Tan or Gray	HCA or G	HHA or G	HFA or G	HSA or G
Adobe	HCK	HHK	HFK	HSK
Mocha Walnut	HCM	HHM	HFM	HSM

All trims are 12' - 6" long.



For 6" decking figure 160 screws per 100 sq. ft.

Extra Long!
Makes screw installation easier!



Great for securing trims to decking and framing.

WHITE
ALMOND
ADOBE
GRAY
BROWN



Clean, professional way to attach vinyl to vinyl.



WHITE
ALMOND
ADOBE

Convenient way to plug a hole when face screwing is necessary.



WHITE
ALMOND
ADOBE

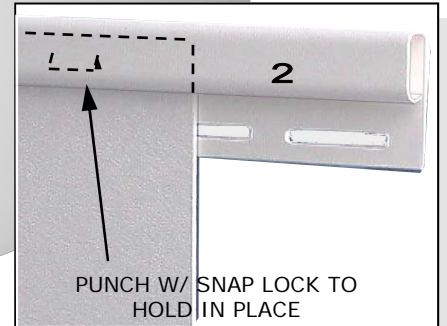
<p>1-3/4" Deck Screws Stainless Steel Square Drive, Self Drilling</p> <p>S104</p> <p>100 ct. bag</p>	<p>Custom Driver Bit Square Drive, 3" Long Narrow Shaft</p> <p>SWD</p> <p>each</p>	<p>1-1/4" Trim Screws Stainless Steel Colors to match trims.</p> <p>S101- White each</p> <p>S101- Colors each</p>	<p>Pop Rivets</p> <p>For 3/16" hole Grip range 1/8" to 7/16"</p> <p>R101- White each</p> <p>R101- Colors each</p>	<p>Hole Plugs</p> <p>Plugs 1" Hole H101- White each H101- Colors each</p> <p>Plugs 5/8" Hole H102- White each H102- Colors each</p>
---	---	--	--	--

Fascia & Skirting

J-Mold Fascia		White	Almond & Pebblestone	Clay
1	12" x 14' J Mold Style 1214FAS			
2	14' - Utility Trim for J Mold Style - 1214T			

Designed to hook over 2X band and rim joists.

1
14'
J- Mold Fascia



7/8 x 6 Skirt Boards		White	Almond & Pebblestone	Clay
1	7/8" x 6" x 16' Skirt Board E1616			
2	24" L- Trim 1024L			

Mounts using S101 screws and hole plugs. **Sold Separate.**

Available in all colors.

L- Trim for outside corners and edging.

Plank Fascia		White ONLY
1	1/4" x 10" x 12' Plank Style - 1012FAS	
2	12' - Divider Trim for Plank Style - 1012D	
	24" - Divider Trim for Plank Style - 1024D	
3	12' - Corner Trim for Plank Style - 1012C	
	24" - Corner Trim for Plank Style - 1024C	
4	12' - L- Channel Trim - 1012L	
5	12' - J- Trim for Plank Style—1012J	
6	12' - Extended J- Trim for Plank Style - 1012XJ	

